

# Aurora TC-100

## Factory-mixed Stone Finish

### PACKAGING

31.7-kg per 19-liter pail (70-lbs per 5-gallon pail)

### COVERAGE

(Approximate) 6.5–9.2 m<sup>2</sup> (70–100 ft<sup>2</sup>) per pail (2 coat application)

### COLORS

Available in 10 standard colors



### DESCRIPTION

Factory-mixed stone finish consisting of colored aggregates in a transparent 100% acrylic binder. Aurora TC-100 Finish provides a stone-like appearance, either rough or smooth depending upon application.

### USES

1. Aurora TC-100 Finish provides an aesthetically pleasing surface color and texture for Master Builders Solutions Wall Systems.
2. Can also be utilized as a textured finish for poured concrete or unit masonry, conventional stucco, certain insulating concrete forms, and interior veneer plaster or gypsum wallboard.

### ADVANTAGES

---

Smooth, stone-like abrasion resistance; ideal for high traffic areas; low maintenance

---

100% Acrylic polymer chemistry; long-term durability and weather resistance

---

Simulated stone look; design freedom; lower cost

---

Does not require a sealer; save time and money


---

Water resistant; repels water and resists wind-driven rain

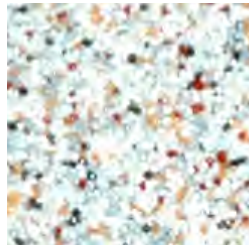
---



*Branca*




*Buckingham*




*Butte*




*Ferrara*



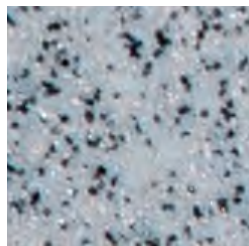
*Flicker*



*Jordan*




*Nepal*



*Olympia*



*Rangoon*



*Santa Fe*

---

#### TECHNICAL SUPPORT

Consult Master Builders Solutions Technical Services Department at +1 (800) 589-1336 for specific recommendations concerning all other applications. Consult the Wall Systems website at [www.master-builders-solutions.com/en-us](http://www.master-builders-solutions.com/en-us), for additional information about products and systems and for updated literature.

---

#### MIXING.

1. Gently mix the contents of the pail for 1 minute using a low RPM 1/2 inch drill equipped with a mixing paddle such as a Demand Twister or a Windlock B-MEW, B-M1 or B-M9.
2. Additives are not permitted.
3. Close container when not in use.
4. Clean tools and equipment with water immediately after use. Dried material can only be removed mechanically.
5. Do not exceed more than 10 oz of water per 5 gallon pail.

---

#### APPLICATION

1. Substrate shall be dry, clean, sound and free of releasing agents, paint or other residue or coatings. Verify substrate is flat, free of fins or planar irregularities greater than 6.4 mm in 3 m (1/4" in 10').
2. Apply a tight coat of Aurora TC-100 Finish to cure Master Builders Solutions Tinted Primer using a stainless steel trowel. Apply Master Builders Solutions Tinted Primer to substrate

in accordance with current Master Builders Solutions Tinted Primer product bulletin. Master Builders Solutions Tinted Primer shall be of corresponding color for selected Aurora Stone Finish color. Allow Master Builders Solutions Tinted Primer to dry to the touch before proceeding to Aurora Stone Finish application.

3. Maintain a wet edge on Aurora TC-100 Finish by applying and levelling continually over the wall surface.
4. Work Aurora TC-100 Finish to corners, joints or other natural breaks and do not allow material to set up within an uninterrupted wall area. Allow to set until surface is completely dry prior to applying a second coat of Aurora TC-100 Finish.
5. For a smooth appearance, use a stainless steel trowel and apply the second coat of Aurora TC-100 Finish. Achieve final texture using circular motions. For a textured appearance, apply the second coat of Aurora TC-100 Finish using a spray gun and hopper. Double-back to achieve final texture.
6. Total thickness of Aurora TC-100 Finish shall be approximately 1.6 mm (1/16").

**NOTE: Master Builders Solutions Tinted PRIMER must be applied over the substrate prior to application of Aurora TC-100 Finish. When ordering, the name of the primer will match the name of the finish; e.g. "Branca TC-100" will need "Branca Primer**

---

#### LIMITATIONS

1. Protect Aurora TC-100 Finish during transportation and installation to avoid physical damage.
2. Store Aurora TC-100 Finish in a cool, dry place protected from freezing. Store at no less than 10 °C (50 °F). Protect from extreme heat and direct sunlight. Shelf life is two years when unopened and stored as directed.
3. Do not apply Aurora TC-100 Finish in ambient temperatures below 10 °C (50 °F). Provide supplementary heat during installation and drying period (at least 24 hours after installation and until dry) when temperatures less than 10 °C (50 °F) prevail.
4. Do not apply Aurora TC-100 Finish to frozen surfaces.
5. Samples of Aurora TC-100 Finish are available from Master Builders Solutions Wall Systems for color approval only. Samples for project approval must be made in the field by the applicator, and approved prior to ordering.
6. Sufficient finish should be ordered to complete the entire project with one production run to alleviate potential batch color variations of the natural aggregate.
7. Aurora TC-100 Finish and corresponding Master Builders Solutions Tinted Primer must be ordered separately.
8. Do not exceed more than 10 oz of water per 5 gallon pail.

---

#### **HEALTH, SAFETY AND ENVIRONMENTAL**

Read, understand and follow all Safety Data Sheets and product label information for this product prior to use. The SDS can be obtained by visiting [www.master-builders-solutions.com/en-us](http://www.master-builders-solutions.com/en-us), e-mailing your request to [mbsbcst@mbcc-group.com](mailto:mbsbcst@mbcc-group.com) or calling +1 (800) 433-9517. Use only as directed.

**IN CASE OF EMERGENCY: Call CHEMTEL +1 (800) 255-3924 or if outside the US or Canada, +1 (813) 248-0585.**

---

#### **LIMITED WARRANTY NOTICE**

Master Builders Solutions Construction Systems US, LLC ("Master Builders") warrants this product to be free from manufacturing defects and to meet the technical properties on the current Technical Data Guide, if used as directed within shelf life. Satisfactory results depend not only on quality products but also upon many factors beyond our control. MASTER BUILDERS MAKES NO OTHER WARRANTY OR GUARANTEE, EXPRESS OR IMPLIED, INCLUDING WARRANTIES OF MERCHANTABILITY OR FITNESS FOR A PARTICULAR PURPOSE WITH RESPECT TO ITS PRODUCTS. The sole and exclusive remedy of Purchaser for any claim concerning this product, including but not limited to, claims alleging breach of warranty, negligence, strict liability or otherwise, is shipment to purchaser of product equal to the amount of product that fails to meet this warranty or refund of the original purchase price of product that fails to meet this warranty, at the sole option of Master Builders. Any claims concerning this product must be received in writing within one (1) year from the date of shipment and any claims not presented within that period are waived by Purchaser. MASTER BUILDERS WILL NOT BE RESPONSIBLE FOR ANY SPECIAL, INCIDENTAL, CONSEQUENTIAL (INCLUDING LOST PROFITS) OR PUNITIVE DAMAGES OF ANY KIND.

Purchaser must determine the suitability of the products for the intended use and assumes all risks and liabilities in connection therewith. This information and all further technical advice are based on Master Builders' present knowledge and experience. However, Master Builders assumes no liability for providing such information and advice including the extent to which such information and advice may relate to existing third party intellectual property rights, especially patent rights, nor shall any legal relationship be created by or arise from the provision of such information and advice. Master Builders reserves the right to make any changes according to technological progress or further developments. The Purchaser of the Product(s) must test the product(s) for suitability for the intended application and purpose before proceeding with a full application of the product(s). Performance of the product described herein should be verified by testing and carried out by qualified experts.

**FOR PROFESSIONAL USE ONLY. NOT FOR SALE TO OR USE BY THE GENERAL PUBLIC.**

For the most current version of this literature, please visit our website at [www.master-builders-solutions.com/en-us](http://www.master-builders-solutions.com/en-us).