

## The Importance of Using the Proper Notched Trowel with EIFS


With a wide array of notched trowel designs and profiles available, it is important to understand which notched trowel profile is to be used on each of our most popular BASF Wall Systems.

In general, the trowel profiles used when installing Class PB Drainable EIFS will be different from those used on a standard (barrier) Class PB EIFS wall system. The use of the incorrect notched trowel with any EIFS wall system may negatively affect the EIFS wall system's performance, and may void any warranty from BASF Wall Systems. The trowel profiles required for use by BASF Wall Systems are the result of extensive testing, and are designed to produce optimal long-term performance. The information provided below should serve as a guide for all BASF Wall Systems distributors, EIFS applicators and general contractors.

### Class PB (Non-Drainable) EIFS Notched Trowel Options

Standard Class PB EIFS installed with **cementitious adhesive/base coat**:

1. Apply mixed adhesive/base coat to insulation board using a stainless steel trowel with 13 mm x 13 mm (1/2" x 1/2") notches spaced 13 mm (1/2") apart




-OR-

2. Apply mixed adhesive/base coat to insulation board using a stainless steel trowel with 10 mm x 10 mm (3/8" x 3/8") notches spaced 10 mm (3/8") apart. (Not shown)

Standard Class PB EIFS installed with **non-cementitious adhesive**:

1. Apply mixed acrylic adhesive to insulation board using a stainless steel trowel with 5 mm x 5 mm (3/16" x 3/16") notches spaced 5 mm (3/16") apart. This notched trowel is only acceptable for use with non-cementitious adhesives.



### Class PB Drainable EIFS Notched Trowel Option

Class PB Drainable EIFS utilizing vertical ribbons of **cementitious adhesive/base coat** on flat or channeled/grooved insulation to be adhesively attached:



1. Apply mixed adhesive/base coat to insulation board using only a stainless steel trowel with 13 mm x 13 mm (1/2" x 1/2") notches spaced 50 mm (2") apart.




2. When using channeled insulation avoid getting adhesive in the channels. Remove any adhesive that gets into the channel.

The photographs below illustrate the proper method of cementitious adhesive/base coat application to EPS insulation board for Class PB Drainable EIFS as well as an appropriate representation of EPS insulation board which has been “spot checked” for adhesion to the substrate.



*Cementitious adhesive/basecoat properly applied in vertical ribbons to back of EPS board.*



*Typical example of troweled adhesive transferred to the substrate, creating channels for drainage.*

---

#### **NOTE**

BASF Wall Systems is an operating unit of BASF Construction Chemicals, LLC. (herein after referred to as “BASF Wall Systems”).

#### **RESIDENTIAL POLICY**

Apply walls systems in accordance with local building codes in force at the time of construction. On one and two-family residential framed construction, BASF Wall Systems requires that the wall system selected be one that includes provisions for moisture drainage. Please view the Acrocrete Residential Policy Bulletin on the Acrocrete website for a more detailed discussion of this topic.

#### **DISCLAIMER**

This information and all further technical advice are based on BASF's present knowledge and experience. However, BASF assumes no liability for providing such information and

advice including the extent to which such information and advice may relate to existing third party intellectual property rights, especially patent rights. In particular, BASF disclaims all CONDITIONS AND WARRANTIES, WHETHER EXPRESS OR IMPLIED, INCLUDING THE IMPLIED WARRANTIES OF FITNESS FOR A PARTICULAR PURPOSE OR MERCHANTABILITY. BASF SHALL NOT BE RESPONSIBLE FOR CONSEQUENTIAL, INDIRECT OR INCIDENTAL DAMAGES (INCLUDING LOSS OF PROFITS) OF ANY KIND. BASF reserves the right to make any changes according to technological progress or further developments. It is the customer's responsibility and obligation to carefully inspect and test any incoming goods. Performance of the product(s) described herein should be verified by testing and carried out only by qualified experts. It is the sole responsibility of the customer to carry out and arrange for any such testing. Reference to trade names used by other companies is neither a recommendation, nor an endorsement of any product and does not imply that similar products could not be used.